

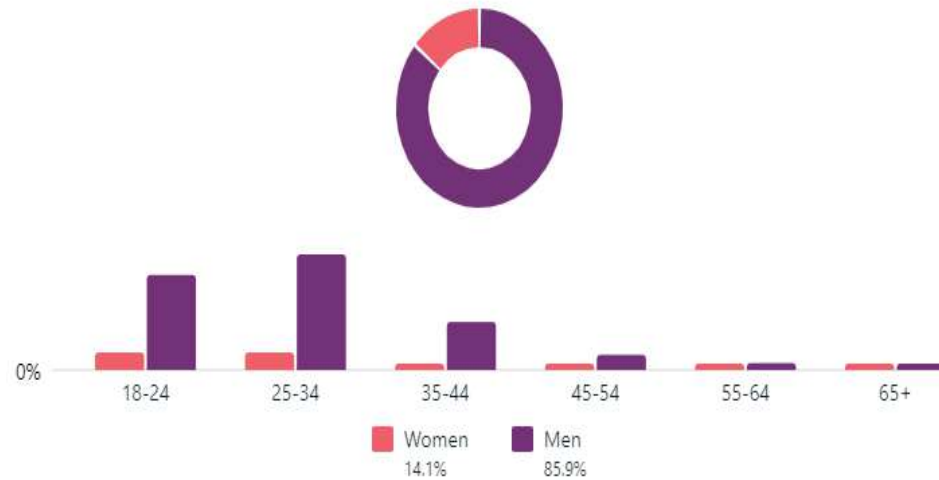


Facebook Analytics

Facebook Page followers ⓘ

52,667

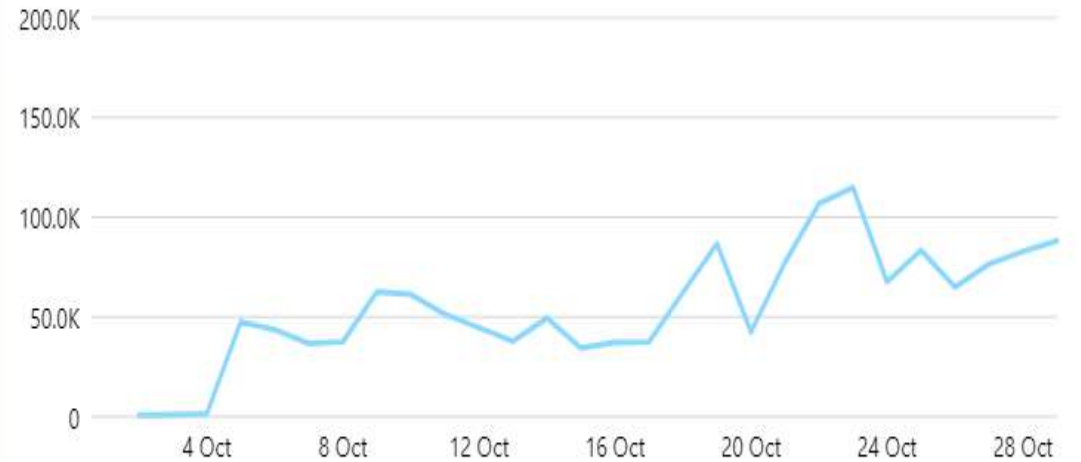
Age & gender ⓘ



Reach

Facebook Page reach ⓘ

833,683 ↑ 216.9%














Facebook Ads report

Ad account Al safa Marketing

Campaigns		Ad sets										Ads				
Off	Ad	Bid strategy	Budget	Last significant edit	At sett	Results	Reach	Impression	Cost per result	Quality ranking	Engagement rate ranking	Conversion rate ranking	Amount spent	Ends		
<input type="checkbox"/>	New Engagement ad	Highest volume Page Likes	Rs1,500.00 Daily	20 Oct 2022, 15:...	7..	23,425 Page Likes	202,336	364,161	Rs0.79 Per Page Like	Average	Above average	Above ave...	Rs18,532.45	Ongoing		
<input type="checkbox"/>	page like 21oct	Highest volume Page Likes	Rs1,625.00 Daily	26 Oct 2022, 16:...	7..	6,360 Page Likes	80,432	150,937	Rs2.04 Per Page Like	Average	Above average	Above ave...	Rs12,958.95	Ongoing		
<input type="checkbox"/>	whatsapp ad	Highest volume Conversations	Rs2,100.00 Daily	28 Oct 2022, 17:...	7..	1,175 Link Clicks	66,752	140,212	Rs17.64 Per link click	Average	Average	Average	Rs20,725.14	Ongoing		
<input type="checkbox"/>	New Leads ad	Highest volume Conversion leads	Rs1,000.00 Daily	17 Oct 2022, 16:...	7..	86 On-Faceb...	25,072	41,430	Rs149.84 Per on-Faceb...	Average	—	—	Rs12,886.18	Ongoing		
<input type="checkbox"/>	Pak vs India Match Fa...	Highest volume Page Likes	Rs1,500.00 Daily	20 Oct 2022, 12:...	7..	4,996 Page Likes	73,871	100,010	Rs0.96 Per Page Like	Below average Bottom 35% of ...	Above average	Above ave...	Rs4,794.90	Ongoing		
<input type="checkbox"/>	pak vs india page likes ...	Highest volume Page Likes	Rs2,625.00 Daily	22 Oct 2022, 15:...	7..	2,494 Page Likes	42,785	50,946	Rs1.12 Per Page Like	Above average	Above average	Above ave...	Rs2,800.41	Ongoing		
<input type="checkbox"/>	Curoser Ads	Highest volume Leads	Using campaig...	26 Oct 2022, 14:...	7..	158 On-Faceb...	44,743	86,791	Rs172.72 Per on-Faceb...	Average	Below average Bottom 35% of ...	Average	Rs27,289.32	30 Oct 2022		
<input type="checkbox"/>	Promoting lead genera...	Highest volume Leads	Using campaig...	26 Oct 2022, 17:...	7..	— On-Faceb...	—	—	— Per on-Faceb...	—	—	—	—	6 Oct 2022		
<input type="checkbox"/>	New Leads ad	Highest volume Conversion leads	Rs2,100.00 Daily	25 Oct 2022, 13:...	7..	— On-Faceb...	8,398	9,805	— Per on-Faceb...	—	—	—	Rs2,000.39	Ongoing		
<input type="checkbox"/>	Promoting lead genera...	Highest volume Leads	Using campaig...	25 Oct 2022, 10:...	7..	361 On-Faceb...	77,792	124,674	Rs62.24 Per on-Faceb...	Above average	Above average	Average	Rs22,468.01	30 Oct 2022		
<input type="checkbox"/>	Femal Sales Ad	Highest volume Link clicks	Rs550.00 Daily	8 Oct 2022, 20:20	7..	344 Link Clicks	10,905	25,037	Rs4.80 Per link click	—	—	—	Rs1,650.00	12 Oct 2022		

Facebook Ads report

Campaigns			Ad sets				Ads									
+ Create			A/B test				Preview					Rules				
View Setup			Columns: Performance				Breakdown					Reports				
<input type="checkbox"/>	Off	Ad ↑	Bid strategy Ad set	Budget Ad set	Last significant edit	At sett	Results	Reach	Impressions	Cost per result	Quality ranking Ad relevance ...	Engagement rate ranking Ad relevance ...	Conversion rate ranking Ad relevance ...	Amount spent	Ends	
<input type="checkbox"/>	<input checked="" type="checkbox"/>	 Femal Sales Ad	Highest volume Link clicks	Rs550.00 Daily	8 Oct 2022, 20:20 23 days ago	7..	344 Link Clicks	10,905	25,037	Rs4.80 Per link click	—	—	—	Rs1,650.00	12 Oct 2022	
<input type="checkbox"/>	<input type="checkbox"/>	 Korang Ads Shops	Highest volume Conversion leads	Rs1,500.00 Daily	7 Oct 2022, 14:22 24 days ago	7..	1 On-Faceb...	3,073	3,262	Rs607.16 Per on-Faceb...	—	—	—	Rs607.16	Ongoing	
<input type="checkbox"/>	<input type="checkbox"/>	 Korang Video Ads	Highest volume Leads	Rs2,100.00 Daily	28 Sep 2022, 14:... 33 days ago	7..	— On-Faceb...	—	—	— Per on-Faceb...	—	—	—	—	Ongoing	
<input type="checkbox"/>	<input type="checkbox"/>	 MK leads	Highest volume Conversion leads	Rs5,000.00 Daily	5 Oct 2022, 19:37 26 days ago	7..	— On-Faceb...	2,068	2,137	— Per on-Faceb...	—	—	—	Rs929.16	Ongoing	
<input type="checkbox"/>	<input type="checkbox"/>	 Mall of korang	Highest volume Leads	Rs2,100.00 Daily	28 Sep 2022, 14:... 33 days ago	7..	— On-Faceb...	—	—	— Per on-Faceb...	—	—	—	—	Ongoing	
<input type="checkbox"/>	<input checked="" type="checkbox"/>	 New Engagement ad	Highest volume Page Likes	Rs1,500.00 Daily	20 Oct 2022, 15:... 11 days ago	7..	23,425 Page Likes	202,336	364,161	Rs0.79 Per Page Like	Average	Above average	Above ave...	Rs18,532.45	Ongoing	
<input type="checkbox"/>	<input type="checkbox"/>	 New Engagement ad	Highest volume Page Likes	Rs1,500.00 Daily	24 Sep 2022, 21:... 37 days ago	7..	— Page Like	—	—	— Per Page Like	—	—	—	—	Ongoing	
<input type="checkbox"/>	<input checked="" type="checkbox"/>	 New Leads ad	Highest volume Conversion leads	Rs2,100.00 Daily	25 Oct 2022, 13:... 6 days ago	7..	— On-Faceb...	8,398	9,805	— Per on-Faceb...	—	—	—	Rs2,000.39	Ongoing	
<input type="checkbox"/>	<input checked="" type="checkbox"/>	 New Leads ad	Highest volume Conversion leads	Rs1,000.00 Daily	17 Oct 2022, 16:... 14 days ago	7..	86 On-Faceb...	25,072	41,430	Rs149.84 Per on-Faceb...	Average	—	—	Rs12,886.18	Ongoing	
<input type="checkbox"/>	<input type="checkbox"/>	 New Leads ad saira	Highest volume Leads	Rs2,000.00 Daily	29 Sep 2022, 12:... 32 days ago	7..	— On-Faceb...	—	—	— Per on-Faceb...	—	—	—	—	Ongoing	
<input type="checkbox"/>	<input type="checkbox"/>	 Office Ads	Highest volume	Rs2,100.00	6 Oct 2022, 18:29	7..	—	161	162	—	—	—	Rs196.33	Ongoing		

Facebook Ads report

Campaigns			Ad sets				Ads							
Off	Ad ↑	Bid strategy	Budget	Last significant edit	At sett	Results	Reach	Impressions	Cost per result	Quality ranking	Engagement rate ranking	Conversio rate ranking	Amount spent	Ends
<input type="checkbox"/>	Overseas Ads	Highest volume Conversion leads	Rs2,109.00 Daily	21 Oct 2022, 12:...	7..	1 On-Faceb...	707	881	Rs4,641.33 Per on-Faceb...	—	—	—	Rs4,641.33	Ongoing
<input type="checkbox"/>	Page likes 17oct	Highest volume Page Likes	Rs1,000.00 Daily	17 Oct 2022, 11:...	7..	688 Page Likes	23,703	33,025	Rs4.43 Per Page Like	Above average	Above average	Average	Rs3,048.19	Ongoing
<input type="checkbox"/>	Pak vs India Match ...	Highest volume Page Likes	Rs1,500.00 Daily	20 Oct 2022, 12:...	7..	4,996 Page Likes	73,871	100,010	Rs0.96 Per Page Like	Below average Bottom 35% of ...	Above average	Above ave...	Rs4,794.90	Ongoing
<input type="checkbox"/>	Promoting Website: ...	Highest volume Conversations	Using campaign budget	23 Sep 2022, 14:...	7..	— Messagin...	—	—	— Per messagin...	—	—	—	—	29 Sep 2022
<input type="checkbox"/>	Promoting lead gen...	Highest volume Leads	Using campaign budget	26 Oct 2022, 17:...	7..	— On-Faceb...	—	—	— Per on-Faceb...	—	—	—	—	6 Oct 2022
<input type="checkbox"/>	Promoting lead gen...	Highest volume Leads	Using campaign budget	22 Oct 2022, 10:...	7..	74 On-Faceb...	42,640	72,848	Rs159.01 Per on-Faceb...	Above average	Average	Average	Rs11,766.55	30 Oct 2022
<input type="checkbox"/>	Promoting lead gen...	Highest volume Leads	Using campaign budget	25 Oct 2022, 10:...	7..	361 On-Faceb...	77,792	124,674	Rs62.24 Per on-Faceb...	Above average	Above average	Average	Rs22,468.01	30 Oct 2022
<input type="checkbox"/>	Promoting lead gen...	Highest volume Leads	Using campaign budget	20 Oct 2022, 14:...	7..	3 On-Faceb...	7,722	8,295	Rs285.82 Per on-Faceb...	—	—	—	Rs857.47	29 Oct 2022
<input type="checkbox"/>	Sanaabil Ads	Highest volume Conversion leads	Rs2,100.00 Daily	8 Oct 2022, 12:39	7..	13 On-Faceb...	9,586	11,444	Rs250.11 Per on-Faceb...	—	—	—	Rs3,251.41	Ongoing
<input type="checkbox"/>	Sanaabil Garden We...	Highest volume Link clicks	Rs1,000.00 Daily	18 Oct 2022, 18:...	7..	424 Link Clicks	14,740	15,733	Rs1.71 Per link click	Above average	Below average Bottom 35% of ...	Average	Rs725.57	Ongoing
<input type="checkbox"/>	Sanaabil lead camp...	Highest volume	Rs1,000.00	8 Oct 2022, 16:44	7..	57	27,551	44,272	Rs208.14	Above average	—	—	Rs11,863.89	Ongoing

Facebook Ads report

Ad Account Sanaabil Garden

Ads Sanaabil Garden (792402058634321) Updated just now Discard Drafts Review and Publish

Terms update coming in January We're updating the Self-Serve Ad Terms on 3 January 2023 [Read the terms](#) 1/2

Search and filter This month: 1 Oct 2022-31 Oct 2022

Campaigns Ad sets Ads

+ Create Edit A/B test Preview Rules View Setup Columns: Performance Breakdown Reports

Off/On	Ad ↑	tribution g	Results	Reach	Impressions	Cost per result	Quality ranking	Engagement rate ranking	Conversion rate ranking	Amount spent	Ends
<input type="checkbox"/>	<input checked="" type="checkbox"/>	 Karachi Lahore Ads	click or ... 4 On-Facebook leads	3,269	3,709	Rs315.53 Per on-Facebook lea...	Average	Below average Bottom 35% of ...	Average	Rs1,262.12	Ongoing
<input type="checkbox"/>	<input checked="" type="checkbox"/>	 Promoting lead generation: Sanaabil Garde...	click or ... 47 On-Facebook leads	14,738	24,758	Rs118.13 Per on-Facebook lea...	Average	Above average	Above average	Rs5,552.07	1 Nov 2022 1 day left
		Results from 2 ads	click or ...	18,087 People	28,467 Total	-				Rs6,814.19 Total Spent	

Facebook Ads report




Ad Account Mall of korang

Ads Mall of korang (6198248753521984) Updated just now Discard Drafts Review and Publish

Search and filter This month: 1 Oct 2022-31 Oct 2022

Campaigns Ad sets Ads

+ Create Edit A/B test Preview Rules View Setup Columns: Performance Breakdown Reports

Off/On	Ad ↑	tribution g	Results	Reach	Impressions	Cost per result	Quality ranking	Engagement rate ranking	Conversion rate ranking	Amount spent	Ends
<input type="checkbox"/>	<input checked="" type="checkbox"/>	 EAA Ads	click or ... 32 On-Facebook leads	6,722	12,814	Rs368.48 Per on-Facebook lea...	Above average	Above average	Above average	Rs11,791.24	Ongoing
<input type="checkbox"/>	<input checked="" type="checkbox"/>	 MOK Ads korang	click or ... 17 On-Facebook leads	12,763	19,656	Rs472.57 Per on-Facebook lea...	—	—	—	Rs8,033.70	Ongoing
<input type="checkbox"/>	<input type="checkbox"/>	 Mok Ads	click or ... 3 On-Facebook leads	2,698	3,568	Rs648.34 Per on-Facebook lea...	Average	Below average Bottom 35% of ...	Below average Bottom 35% of ...	Rs1,945.02	Ongoing
Results from 3 ads ⓘ			click or ... 52 On-Facebook leads	21,706 People	36,038 Total	Rs418.65 Per on-Facebook leads				Rs21,769.96 Total Spent	

Thank You

Presented By Saira Bibi